

Scaled data based on original data using  
LM-79-08 Approved Method: Electrical and Photometric Measurements of Solid-  
State Lighting Products

Test Report Prepared for  
Cooper Lighting Solutions  
(formerly Eaton)

Brand: McGRAW-EDISON

Report Number: P386987

Luminaire Tested: **GWC-SA2D-722-U-T3**

Issue Date: 3/3/2020

**Test Information**

Test Method: LM-79-08  
Report Number: P386987  
TEST IS SCALED FROM IESNA LM-79-08 TEST DATA (G2-1903-205-14)  
Test Lab: INNOVATION CENTER  
Issue Date: 3/3/2020  
Manufacturer: COOPER LIGHTING SOLUTIONS (FORMERLY EATON)  
Product Line: MCGRAW-EDISON  
Catalog Number: GWC-SA2D-722-U-T3  
Description: GALLEON WALL LUMINAIRE  
(2) 70 CRI, 2200K, 1200mA LIGHTSQUARES WITH 16 LEDS EACH AND TYPE III OPTICS  
Light Source: -  
Ballast/Driver: ELECTRONIC DRIVER

**Summary**

Lumens per Lamp: N/A  
Luminaire Lumens: 11906 lumens  
Efficiency: N/A  
Efficacy: 93.0 lumens/watt  
Luminous Opening: Rectangular (W 1' x L: 0.5' x H: 0')  
IES Classification: Type III - Short  
BUG Rating: B2 - U0 - G2

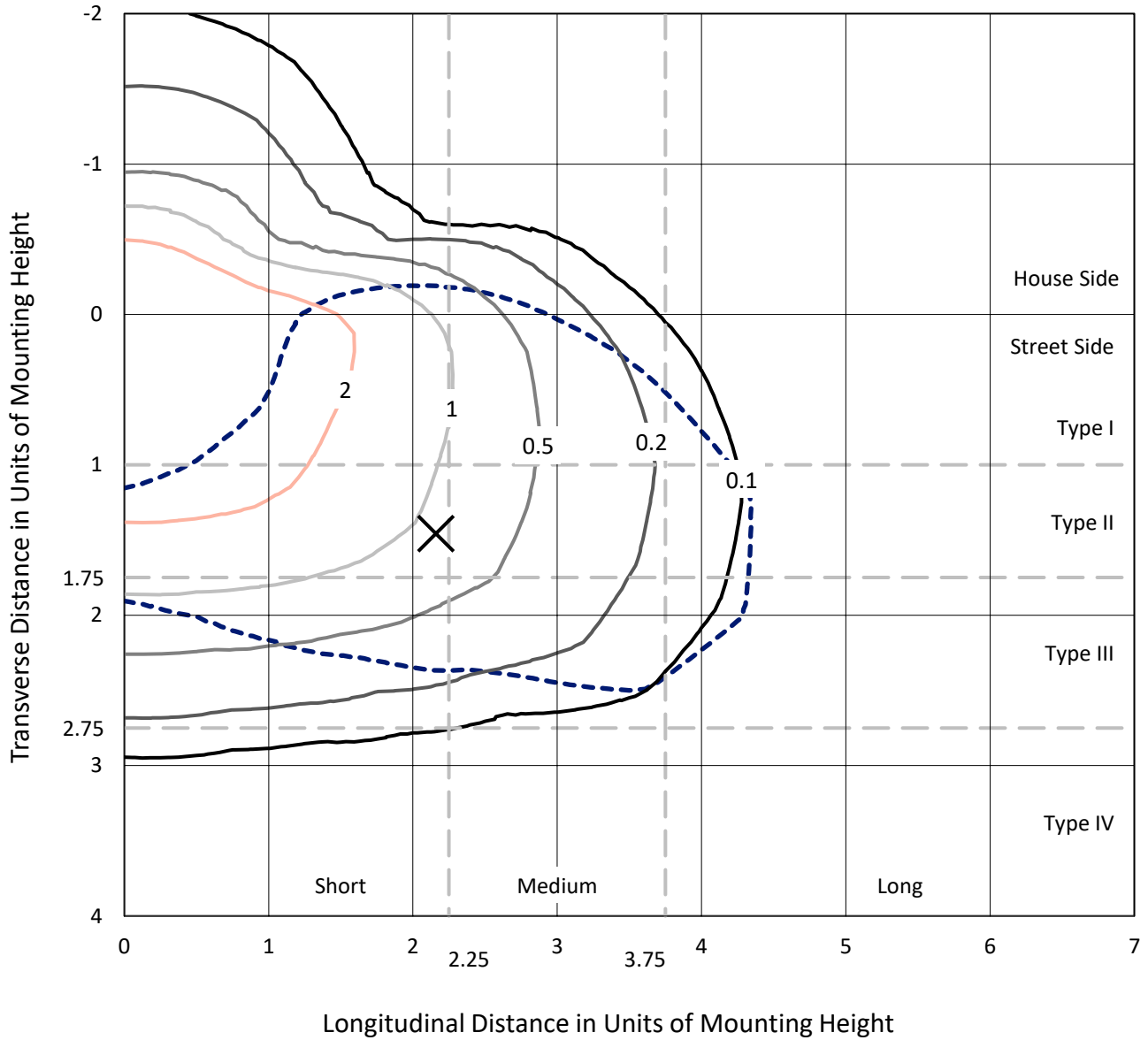
Input Watts (W): 128  
Input Voltage (V): NR  
Input Current (Ain): NR  
Voltage Rise (V): NR  
Power Factor: NR  
Total Harmonic Distortion (THDi): NR  
Frequency (hertz): 60  
Stabilization Time: NR  
Operation Time: NR  
Ambient Temperature (°C): NR  
Test Distance: 24 FT



REPORT NUMBER: P386987  
 CATALOG NUMBER: GWC-SA2D-722-U-T3

### Iso-Footcandle Lines of Horizontal Illumination

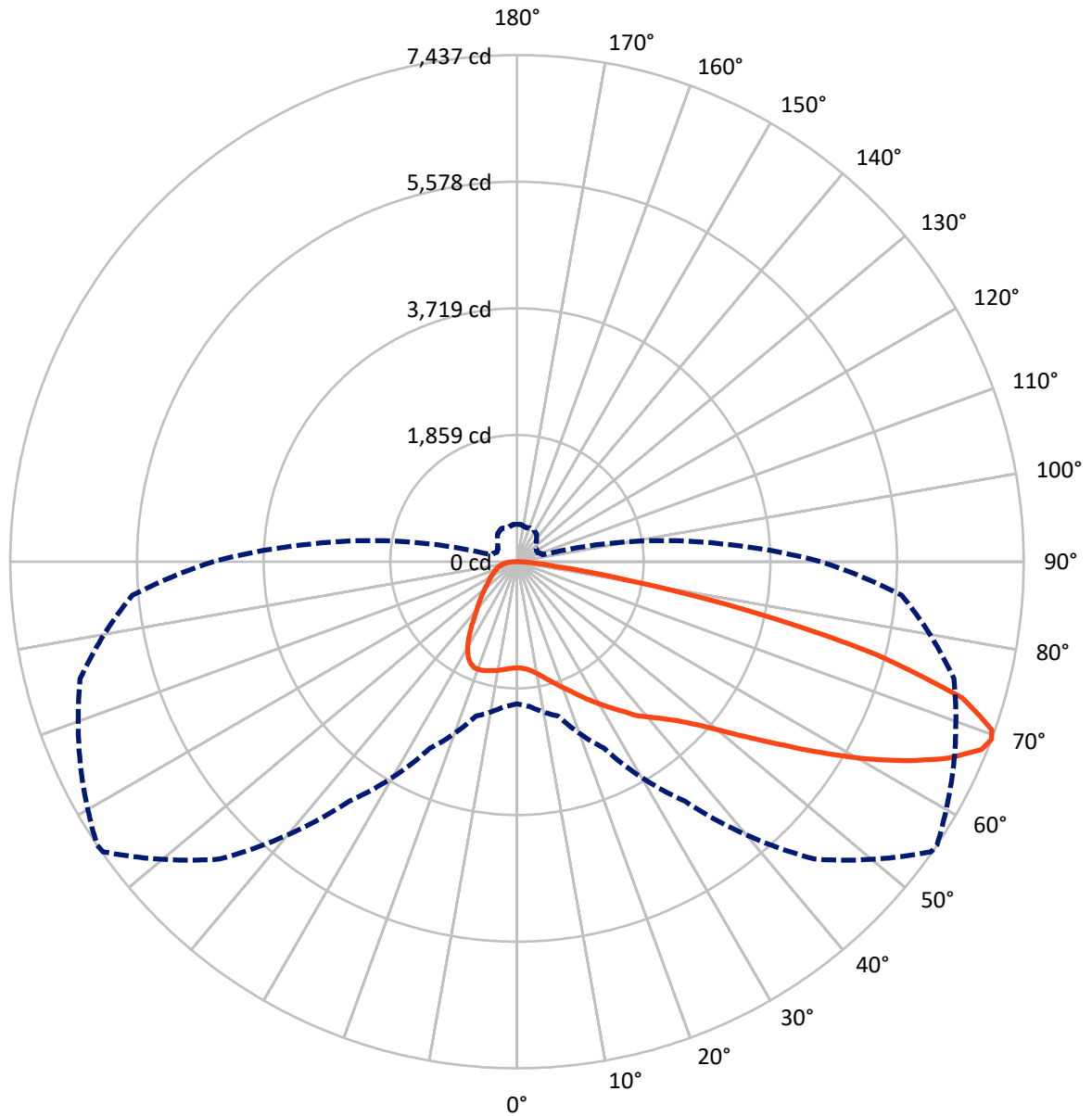
✕ Max cd  
 - - - 1/2 Max cd



Based on 20 foot mounting height. Maximum calculated value = 4.2 fc  
 Type III - Short - N/A

REPORT NUMBER: P386987  
CATALOG NUMBER: GWC-SA2D-722-U-T3

### Luminous Intensity Polar Plot



— Vertical Plane Through 56-Deg Lateral    - - - Horizontal Cone Through 69-Deg Vertical

REPORT NUMBER: P386987

CATALOG NUMBER: GWC-SA2D-722-U-T3

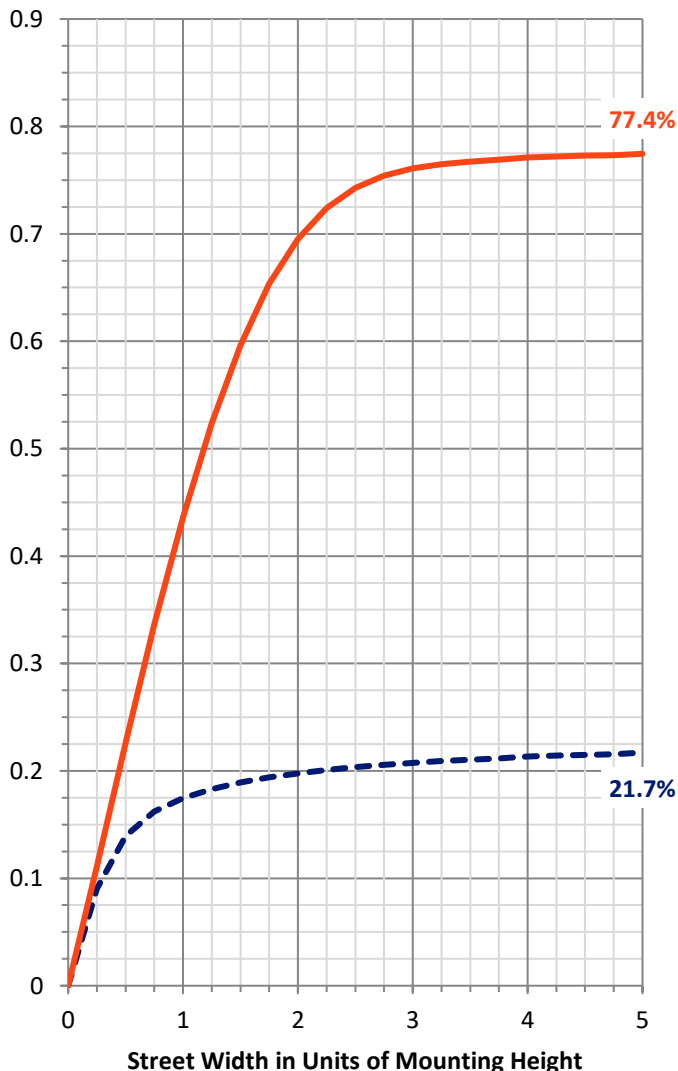
**FLUX DISTRIBUTION:**

		Downward	Upward	Total
<b>House Side</b>	Lumens	2651.4	0.0	2651.4
	% Fixture	22.3	0.0	22.3
<b>Street Side</b>	Lumens	9254.5	0.0	9254.5
	% Fixture	77.7	0.0	77.7
<b>Total</b>	Lumens	11906.0	0.0	11906.0
	% Fixture	100.0	0.0	100.0

**ZONAL LUMENS:**

Zone	Lumens	% Fixture
0°-10°	152.9	1.3
10°-20°	491.6	4.1
20°-30°	858.1	7.2
30°-40°	1232.7	10.4
40°-50°	1705.9	14.3
50°-60°	2499.4	21.0
60°-70°	3047.3	25.6
70°-80°	1684.7	14.2
80°-90°	233.3	2.0
90°-100°	0.0	0.0
100°-110°	0.0	0.0
110°-120°	0.0	0.0
120°-130°	0.0	0.0
130°-140°	0.0	0.0
140°-150°	0.0	0.0
150°-160°	0.0	0.0
160°-170°	0.0	0.0
170°-180°	0.0	0.0
0°-90°	11906.0	100.0
0°-180°	11906.0	100.0

**Coefficient of Utilization**



REPORT NUMBER: P386987

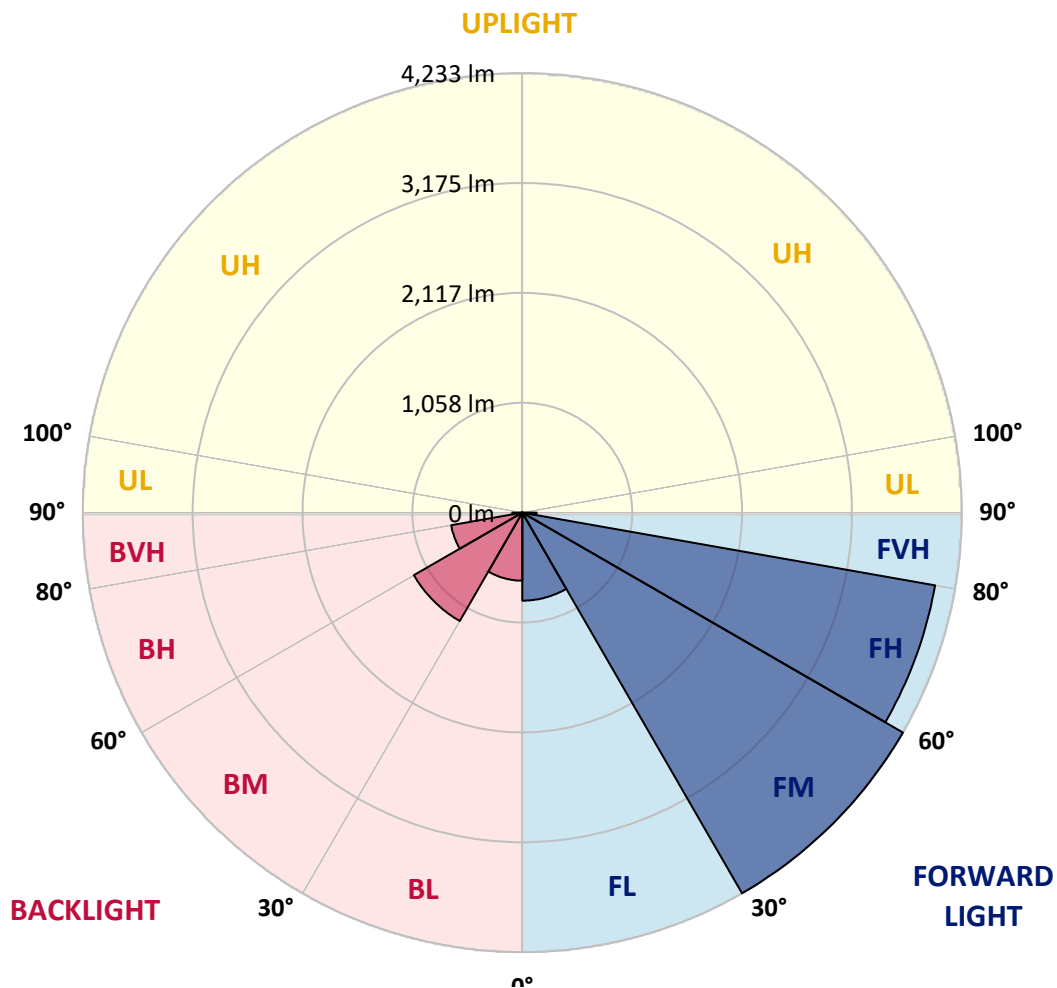
CATALOG NUMBER: GWC-SA2D-722-U-T3

**LUMINAIRE CLASSIFICATION SYSTEM LUMEN TABLE AND BUG RATING:**

Zone	Lumens	% Fixture	Zone Rating/Lumen Limit		
			B	U	G
FL (0°-30°)	847.4	7.1			
FM (30°-60°)	4233.0	35.6			
FH (60°-80°)	4036.7	33.9			G2/5000
FVH (80°-90°)	137.4	1.2			G2/225
BL (0°-30°)	655.2	5.5	B2/1000		
BM (30°-60°)	1205.0	10.1	B2/2500		
BH (60°-80°)	695.3	5.8	B2/1000		G2/1000
BVH (80°-90°)	95.9	0.8			G1/100
UL (90°-100°)	0.0	0.0		U0/0	
UH (100°-180°)	0.0	0.0		U0/0	

**BUG Rating: B2-U0-G2**

Type III Short





REPORT NUMBER: P386987

CATALOG NUMBER: GWC-SA2D-722-U-T3

**CANDELA DISTRIBUTION (FULL):**

	0°	5°	15°	25°	35°	45°	55°	56°	65°	75°	85°
0°	1556.5	1556.5	1556.5	1556.5	1556.5	1556.5	1556.5	1556.5	1556.5	1556.5	1556.5
2.5°	1566.4	1568.0	1566.8	1570.1	1566.4	1568.8	1566.8	1566.8	1565.6	1561.9	1557.8
5°	1591.0	1594.3	1592.2	1595.5	1591.0	1591.8	1588.1	1588.1	1584.4	1576.6	1568.4
7.5°	1629.5	1633.2	1631.6	1634.9	1628.7	1628.7	1623.8	1623.8	1616.0	1603.3	1593.9
10°	1675.5	1680.4	1678.8	1683.7	1678.8	1680.4	1675.5	1675.5	1665.6	1647.6	1635.7
12.5°	1742.3	1748.5	1744.0	1743.6	1741.5	1744.8	1740.7	1739.9	1730.8	1706.2	1689.8
15°	1831.7	1838.3	1828.9	1828.1	1816.6	1815.3	1815.3	1814.1	1808.4	1778.8	1751.8
17.5°	1934.7	1936.7	1928.5	1915.4	1900.6	1891.2	1890.0	1893.3	1893.3	1858.8	1815.7
20°	2035.6	2039.3	2032.7	2018.0	1999.1	1985.1	1975.3	1981.9	1981.4	1940.4	1879.3
22.5°	2145.5	2154.1	2144.3	2125.4	2103.3	2087.7	2070.5	2076.2	2076.6	2026.2	1941.7
25°	2287.8	2280.0	2273.9	2247.2	2215.6	2199.7	2183.7	2189.4	2187.8	2118.4	2006.1
27.5°	2413.7	2415.4	2407.2	2378.9	2342.4	2307.1	2306.3	2310.0	2303.8	2214.4	2066.8
30°	2560.2	2561.0	2549.5	2524.1	2484.3	2438.8	2428.1	2434.3	2421.1	2305.5	2130.7
32.5°	2705.8	2709.9	2697.2	2666.4	2634.4	2579.0	2557.7	2561.8	2529.0	2398.6	2196.8
35°	2833.3	2839.1	2835.0	2814.5	2779.6	2732.0	2706.6	2704.1	2663.5	2512.6	2284.1
37.5°	2963.4	2968.7	2964.2	2946.9	2933.0	2882.6	2869.0	2869.0	2798.5	2629.1	2395.3
40°	3097.1	3105.3	3099.9	3076.1	3064.3	3041.3	3008.9	3001.1	2924.8	2768.9	2576.6
42.5°	3221.3	3232.0	3253.3	3239.4	3215.2	3218.5	3153.3	3149.2	3093.4	2975.7	2804.2
45°	3397.7	3413.3	3449.4	3438.7	3433.8	3415.8	3338.2	3334.5	3313.2	3253.7	3086.8
47.5°	3590.1	3611.4	3676.6	3678.7	3731.6	3697.5	3592.1	3579.4	3584.3	3586.8	3431.7
50°	3767.3	3790.6	3897.7	3948.1	4072.8	4080.2	3911.6	3900.1	3919.4	3976.0	3833.7
52.5°	3908.8	3938.3	4072.0	4227.9	4441.5	4502.2	4305.0	4296.4	4310.7	4408.3	4288.1
55°	4012.5	4044.5	4190.1	4473.9	4815.2	4922.2	4757.8	4749.6	4758.6	4882.9	4782.4
57.5°	4036.7	4044.5	4255.7	4639.6	5130.6	5387.8	5311.9	5295.5	5251.2	5359.5	5327.9
60°	3923.1	3954.3	4201.6	4697.9	5374.6	5846.7	5891.0	5870.5	5746.2	5834.8	5809.4
62.5°	3692.6	3748.4	3999.4	4609.3	5470.2	6221.6	6459.1	6434.5	6220.4	6277.8	6155.6
65°	3316.1	3339.9	3603.6	4303.7	5348.8	6461.5	6965.6	6953.3	6683.9	6594.0	6219.6
67.5°	2642.6	2687.3	2911.3	3665.1	4852.1	6433.2	7357.3	7356.1	6986.5	6711.3	5992.7
69°	2087.7	2134.0	2347.3	3019.1	4293.5	6174.4	7422.9	7437.3	7071.9	6640.0	5668.7
70°	1664.4	1718.1	1864.6	2542.9	3797.6	5833.2	7368.4	7394.2	7055.5	6522.3	5369.7
72.5°	708.3	751.8	856.0	1310.8	2314.5	4355.8	6737.2	6834.8	6675.2	5969.4	4437.9
75°	309.3	322.8	370.0	534.4	1027.4	2370.7	5277.8	5458.3	5707.7	5045.7	3305.8
77.5°	226.4	232.1	258.0	313.8	461.0	895.4	3394.0	3499.0	4116.3	3671.7	2027.8
80°	175.1	179.2	199.3	230.5	301.1	362.2	1547.9	1638.2	2314.5	1885.9	844.5
82.5°	139.5	142.3	156.3	169.8	207.9	219.4	513.9	570.1	854.3	520.9	223.5
85°	129.6	132.9	137.8	123.9	133.3	128.8	222.3	232.6	258.0	204.7	93.5
87.5°	58.7	69.3	136.6	96.4	71.0	56.6	91.1	95.2	107.0	107.5	41.4
90°	0.0	0.0	0.0	0.0	0.0	0.0	0.0	0.0	0.0	0.0	0.0



REPORT NUMBER: P386987

CATALOG NUMBER: GWC-SA2D-722-U-T3

**CANDELA DISTRIBUTION (continued):**

	90°	95°	105°	115°	125°	135°	145°	155°	165°	175°	180°
0°	1556.5	1556.5	1556.5	1556.5	1556.5	1556.5	1556.5	1556.5	1556.5	1556.5	1556.5
2.5°	1560.2	1559.0	1561.0	1556.1	1562.3	1561.9	1559.8	1560.6	1564.7	1564.3	1564.7
5°	1569.7	1568.8	1571.3	1567.6	1575.0	1577.4	1577.9	1581.5	1586.1	1587.3	1587.3
7.5°	1593.4	1593.4	1594.7	1589.8	1594.7	1594.3	1592.2	1595.9	1600.4	1600.8	1600.4
10°	1634.5	1634.9	1632.8	1620.1	1616.0	1604.9	1594.7	1595.1	1600.8	1605.3	1606.6
12.5°	1686.1	1684.5	1675.5	1652.1	1634.9	1612.3	1601.6	1601.2	1607.0	1610.7	1611.9
15°	1745.2	1740.7	1717.3	1679.2	1648.8	1626.7	1609.4	1605.3	1602.1	1598.0	1598.4
17.5°	1801.0	1790.7	1751.8	1698.9	1666.9	1637.3	1604.1	1577.4	1559.0	1548.3	1545.0
20°	1857.6	1837.5	1781.3	1717.3	1676.7	1623.0	1559.0	1504.9	1471.2	1455.6	1452.8
22.5°	1909.3	1876.9	1808.8	1736.6	1668.9	1574.6	1474.1	1395.3	1348.6	1327.7	1329.3
25°	1959.7	1914.6	1837.5	1750.1	1629.5	1489.3	1356.0	1259.2	1205.0	1181.7	1180.8
27.5°	2004.0	1952.7	1868.7	1739.0	1556.1	1367.9	1216.1	1121.8	1076.7	1056.6	1053.3
30°	2054.9	2000.7	1910.1	1696.8	1448.7	1227.6	1079.5	1013.1	981.1	961.0	957.3
32.5°	2116.8	2065.9	1944.1	1620.1	1311.3	1081.2	972.9	926.5	897.4	874.9	870.8
35°	2207.0	2152.1	1952.7	1510.2	1160.3	965.5	894.5	847.0	807.6	778.5	775.6
37.5°	2320.2	2259.9	1933.1	1367.9	1013.9	890.4	829.3	770.7	719.4	678.4	671.8
40°	2483.5	2392.4	1878.5	1203.8	906.0	832.6	765.8	698.9	635.3	587.3	577.9
42.5°	2679.5	2547.9	1794.8	1040.6	826.9	774.0	702.6	619.7	559.0	525.0	520.1
45°	2928.9	2709.5	1678.8	897.8	748.9	715.3	634.5	558.2	520.5	495.5	491.4
47.5°	3213.5	2890.8	1556.9	781.8	682.9	660.3	580.0	530.7	500.8	481.1	477.4
50°	3563.4	3095.4	1427.7	686.6	616.5	594.3	554.1	515.6	491.8	476.6	472.9
52.5°	3958.0	3326.3	1334.6	611.5	561.5	545.5	540.6	507.4	488.1	476.6	472.9
55°	4382.9	3561.4	1234.2	548.4	513.9	518.4	531.6	508.2	495.1	481.1	475.8
57.5°	4808.2	3804.2	1122.2	495.1	476.2	498.3	525.4	509.8	498.7	485.2	480.3
60°	5144.5	3958.0	948.7	450.3	446.2	476.2	510.6	497.5	483.2	483.6	482.7
62.5°	5301.6	3949.8	757.1	410.6	416.3	446.2	486.9	478.2	466.3	482.3	483.6
65°	5213.5	3752.9	589.4	374.5	384.3	415.1	462.2	468.8	472.9	503.7	507.8
67.5°	4843.5	3369.8	456.5	342.9	355.2	393.7	464.7	510.6	516.0	548.4	548.0
69°	4460.8	3010.5	396.6	326.5	340.8	399.1	496.7	537.3	517.2	551.7	546.7
70°	4140.1	2726.3	364.6	315.4	334.3	408.5	518.0	536.9	511.1	540.6	532.4
72.5°	3188.5	1961.4	309.3	294.9	312.1	390.9	524.2	525.0	496.7	502.4	488.5
75°	2186.9	1239.5	269.9	267.0	278.5	352.3	504.5	501.6	459.4	451.2	439.7
77.5°	1205.8	629.6	229.3	240.3	248.1	312.1	458.6	454.4	419.6	402.4	398.3
80°	465.1	275.6	193.6	213.7	218.6	270.3	401.9	398.3	369.1	347.0	340.8
82.5°	175.5	144.4	160.0	185.0	183.3	223.1	340.4	338.4	310.1	277.7	267.8
85°	81.2	86.5	126.7	152.6	140.7	165.3	272.3	276.0	241.6	203.0	203.0
87.5°	34.5	48.4	89.8	115.3	94.7	111.6	199.7	190.7	175.1	121.4	114.0
90°	0.0	0.0	0.0	0.0	0.0	0.0	0.0	0.0	0.0	0.0	0.0



Signify Classified - Internal  
Cooper Lighting Solutions Photometric Lab  
1121 Highway 74 South  
Peachtree City, GA 30269

Scaled Data Report



Report Generated By 670245982

Signify Classified - Internal  
Cooper Lighting Solutions Photometric Lab  
1121 Highway 74 South  
Peachtree City, GA 30269

Scaled Data Report



Signify Classified - Internal  
Cooper Lighting Solutions Photometric Lab  
1121 Highway 74 South  
Peachtree City, GA 30269

Scaled Data Report



Signify Classified - Internal  
Cooper Lighting Solutions Photometric Lab  
1121 Highway 74 South  
Peachtree City, GA 30269

Scaled Data Report





--- HS — SS

Signify Classified - Internal  
Cooper Lighting Solutions Photometric Lab  
1121 Highway 74 South  
Peachtree City, GA 30269

Scaled Data Report



u

Signify Classified - Internal  
Cooper Lighting Solutions Photometric Lab  
1121 Highway 74 South  
Peachtree City, GA 30269

Scaled Data Report



Signify Classified - Internal  
Cooper Lighting Solutions Photometric Lab  
1121 Highway 74 South  
Peachtree City, GA 30269

Scaled Data Report



(END OF REPORT)